






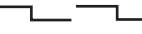






## tone Selection Sheet

PLEASE READ PRIOR TO INSTALLATION AND IN CONJUNCTION  
WITH THE INSTALLATION & TECHNICAL INFORMATION BOOKLET  
S00522 (SD150) OR S00525 (SD125) SUPPLIED



Tone	Frequency	DESCRIPTION			Max dB (DB)@1M '+/- 3dB'	SW1, SW2, SW3 Bit 123456
		Tone Description	Tone Application	Waveform		
48	800Hz--1000Hz@50Hz	Low Freq Buzz	Buzz		108	000011
49	2400Hz--2900Hz@50Hz	High Freq Buzz	Buzz		108	100011
50	500Hz--1200Hz @ 2.5s ↑ 0.5s	Slow Whoop			110	010011
51	500Hz--1200Hz @ 5.0s ↑ 0.25s	Slow Whoop	Evacuation, Netherlands		110	110011
52	1200Hz--500Hz @ 1Hz	Reverse Sweeping	Evacuation, Germany		110	001011
53	1400Hz--1600Hz @ 1s ↑ 0.5s ↓	Sweeping	NFC 48-256		110	101011
54	Simulated bell	Fast Shake	Bell	=0 	106	011011
55	800Hz/660Hz	Tow tone chime	Int'l Evacuation Alarm		110	111011
56	800Hz/1000Hz	ISO 8201 Evacuation	Int'l Evacuation Alarm		110	000111
57	250Hz--1200Hz @ 3s ↑, 6s, 3s ↓	Motor Siren-slow rise			112	100111
58	250Hz--800Hz @ 3s ↑, 6s, 3s ↓	Motor Siren-slow rise			113	010111
59	250Hz--1400Hz @ 3s ↑, 6s, 3s ↓	Motor Siren-slow rise			110	110111

**Tone Selection:** The sounder provides 60 tones to be selected for the alarm stage 2 to 4. Three stages of alarm tones can be preset. **Select the tone 6 bit binary codes** required from the **tone table** and set via the three (3) DIP switches located on the **Sounder PCB** (see diagram 3).

**Volume Control:** The sounder has a volume control to adjust the output volume of the sounder component. To set the required output volume, adjust the potentiometer on the PCB (see diagram 3). The potentiometer should be set to fully clockwise position if maximum output volume is needed.

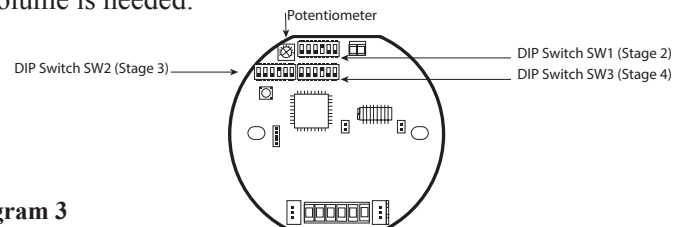


Diagram 3

Moflash part code SD125/SD150-S00526 -Issue 5

### SD125 / SD150 Series - (Explosion Proof Sounders)

AUDIBLE SIGNALLING DEVICES

APPROVED AND  
CONFORMITIES



Website: [www.moflash.com](http://www.moflash.com)

Email: [technical@moflash.co.uk](mailto:technical@moflash.co.uk)

## TONE SELECTION TABLE

ITEM		DESCRIPTION			Max dB	SW1, SW2, SW3
Tone	Frequency	Tone Description	Tone Application	Waveform	(DB)@1M '+/- 3dB'	Bit 123456
00	0	0	0	0	0	000000
01	300Hz	Continuous			112	100000
02	340Hz	Continuous			112	010000
03	440Hz	Continuous			112	110000
04	554Hz	Continuous			113	001000
05	660Hz	Continuous	All-clear- Sweden		111	101000
06	800Hz	Continuous			113	011000
07	1000Hz	Continuous	PFEER Toxic Gas		117	111000
08	1200Hz	Continuous			114	000100
09	2000Hz	Continuous			113	100100
10	2400Hz	Continuous			111	010100
11	2850Hz	Continuous			112	110100
12	450Hz @ 0.625s	Intermittent	Australian, AS2220		107	001100
13	544Hz @ 0.875s	Intermittent			112	101100
14	660Hz @ 150ms on, 150ms off	Intermittent	Swedish Fire Alarm		108	011100
15	660Hz @ 1.8s on, 1.8s off	Intermittent	Swedish Fire Alarm		112	111100
16	745Hz @ 500ms on, 500ms off	Intermittent			110	000010
17	800Hz @ 250ms on, 250ms off	Intermittent			110	100010
18	800Hz @ 250ms on, 1s off	Intermittent			108	010010
19	1000Hz @ 250ms on, 250ms off	Intermittent			113	110010
20	1000Hz @ 500ms on, 500ms off	Intermittent	Back-up Alarm (LF)		113	001010
21	1000Hz @ 250ms on, 1s off	Intermittent			113	101010
22	1000Hz @ 1s on, 1s off	Intermittent	PFEER Gen, Alarm		113	011010
23	2400Hz @ 250ms on, 250ms off	Intermittent			109	111010
24	2400Hz @ 500ms on, 500ms off	Intermittent			108	000110
25	2850Hz @ 1s on, 1s off	Intermittent	Back-up Alarm (HF)		109	100110

ITEM		DESCRIPTION			Max dB	SW1, SW2, SW3
Tone	Frequency	Tone Description	Tone Application	Waveform	(DB)@1M '+/- 3dB'	Bit 123456
26	2850Hz @ 150ms on, 100ms off	Intermittent	Pelican Crossing		109	010110
27	970Hz @ 500ms on/ 500ms off, 1.5s off	3 Pulses	ISO 8201 Low Tone		113	110110
28	2850Hz @ 500ms on/ 500ms off, 1.5s off	3 Pulses	ISO 8021 High Tone		109	001110
29	700Hz @ 2s on/ 2s off	Intermittent	Air-raid, Sweden		113	101110
30	700Hz @ 125ms on/ 125ms off	Intermittent	Local warning, Sweden		113	011110
31	720Hz @ 0.7s on/ 0.3s off	Intermittent	Industrial alarm, Germany		113	111110
32	554Hz/440Hz @ 500ms	Alternating	Swedish Fire Alarm		109	000001
33	554Hz/440Hz @ 100ms/400ms	Alternating	AFNOR, NFS 32-001		109	100001
34	554Hz/440Hz @ 1s	Alternating	Turn-out, Sweden		108	010001
35	800Hz/1000Hz @ 125ms	Alternating	Increased Urgency		112	110001
36	2400Hz/2900Hz @ 125ms	Alternating	Security Deterrent		108	001001
37	800Hz/1000Hz @ 250ms	Alternating	Fire Alarms		112	101001
38	800Hz/1000Hz @ 580ms	Alternating			112	011001
39	1000Hz/2000Hz @ 500ms	Alternating			112	111001
40	2400Hz/2900Hz @ 250ms	Alternating	Security Alarms		108	000101
41	500Hz--1000Hz@0.6Hz	Fast Whoop			111	100101
42	500Hz--1200Hz@0.3Hz	Sweeping			110	010101
43	660Hz--1200Hz@1Hz	Sweeping			109	110101
44	800Hz--1000Hz@1Hz	Med Sweeping (LF)			109	001101
45	800Hz--1000Hz@7Hz	Fast Sweeping (LF)			109	101101
46	2400Hz--2900Hz@1Hz	Sweeping			108	011101
47	2400Hz--1000Hz@7Hz	Fast Sweeping			108	111101